



World Championship Blitz

1998 - 2014

 draughts Bookstore

 Free international delivery!

 Payments by PayPal

<http://www.daminator.eu/>

World Championships

.....	1
Hall of Fame.....	3
World Champions.....	4
Medalists.....	4
Results with details.....	5
2014 Hilversum, Netherlands.....	5
2013 Den Helder, Netherlands.....	7
2012 Lille, France.....	9
2011 Ufa, Russia	10
2009 Berlin, Germany.....	12
2007 Nazareth – Ilit, Israel	13
2000 Tel Aviv, Israel.....	15
1998 Den Haag, Netherlands.....	16

Hall of Fame

#	Year	Champion	Medalists	Venue	Remarks
9	2014	A.Georgiev	2. A.Baliakin 3. A.Schwartzman	Hilversum 22.12.2014	swiss mixed with play-offs
8	2013	A.Schwartzman	2. A.Georgiev 3. G.Valneris	Den Helder 21-22.12.2013	round-robin
7	2012	A.Schwartzman	2. A.Getmański 3. R.Boomstra	Lille 22.08.2012	swiss (part of 2 nd IMSA-WMSG)
6	2011	A.Schwartzman	2. A.Georgiev 3. G.Kolesov	Ufa 16-17.07.2011	round-robin
5	2009	A.Schwartzman	2. G.Valneris 3. A.Georgiev	Berlin 28-29.12.2009	swiss, followed by play-offs
4	2007	G.Valneris	2. A.Schwartzman 3. I.Kirzner	Nazareth - Ilit 08-10.10.2007	round-robin, followed by play-offs
3	2000	A.Schwartzman	2. G.Valneris 3. Y.Koyfman	Tel Aviv 7-9.09.2000	round-robin, followed by semifinal and final
2	1999	G.Valneris	2. E.Prozman 3. A.Georgiev	London 27-29.08.1999	part of Mind Sports Olympiad
1	1998	A.Schwartzman	2.E.Prozman 3.V.Virny&W.Trat ielovich	Den Haag 3-4.08.1998	play-offs

World Champions

(year of first victory, number of titles)

#1	1998	Alexander Schwarzman	x6
#2	1999	Guntis Valneris	x2
#3	2014	Alexander Georgiev	x1

Medalists

1.	A.Schwartzman	6	1	1	8
2.	G.Valneris	2	2	1	4
3.	A.Georgiev	1	2	2	5
4.	E.Prosman	-	2	-	2
5.	A.Getmanski	-	1	-	1
	A.Baliakin	-	1	-	1
6.	V.Virny	-	-	1	1
	W.Triatielovich	-	-	1	1
	Y.Koyfman	-	-	1	1
	I.Kirzner	-	-	1	1
	G.Kolesow	-	-	1	1
	R.Boomstra	-	-	1	1

Results with details

2014 Hilversum, Netherlands

Final table:

1	Alexander Georgiev	Russia	-5	+30	+18	+13	=3	=4	+8	+6	=17	+16	=6	=8	=2	18
2	Alexander Baliakin	Netherlands	=18	+20	-10	+23	+9	-6	+7	=3	=4	=11	=4	+3	=1	16
3	Alexander Shvartsman	Russia	+21	+7	=6	+5	=1	+17	=4	=2	=8	+22	=7	-2	+9	18
4	Guntis Valneris	Latvia	+19	=13	=14	=10	+15	=1	=3	=17	=2	+18	=2	=5	+8	17
5	Alexander Presman	Belarus	+1	+11	=8	-3	=7	+19	=17	=16	=10	+15	=8	=4	=6	16
6	Ivan Trofimov	Russia	+24	+23	=3	+8	-17	+2	=10	-1	=9	=10	=1	+21	=5	16
7	Anton Van berkel	Netherlands	+28	-3	=25	=24	=5	+18	-2	=11	=20	+17	=3	+26	+14	16
8	Ainur Shaibakov	Russia	+25	+12	=5	-6	+10	=11	-1	+19	=3	+9	=5	=1	-4	15
9	Macodou N'diaye	Senegal	=29	=18	+19	=15	-2	+21	+11	=10	=6	-8	+13	+17	-3	15
10	Ron Heusdens	Netherlands	+27	=17	+2	=4	-8	+20	=6	=9	=5	=6	+18	-14	=11	15
11	Murodullo Amrillaev	Russia	=20	-5	+29	=25	+23	=8	-9	=7	+12	=2	=17	+19	=10	15
12	Wouter Sipma	Netherlands	+31	-8	=24	=20	=25	=16	-19	+28	-11	+27	=22	+15	+26	15
13	Boudewijn Derkx	Netherlands	+22	=4	=17	-1	-19	+26	-16	-15	+23	+28	-9	+29	+25	14
14	Leopold Sekongo	Netherlands	=26	+29	=4	-17	-20	+27	+25	=24	-18	=21	+16	+10	-7	14
15	Ivo de Jong	Netherlands	=30	=26	+28	=9	-4	-25	+21	+13	=16	-5	+24	-12	+20	14
16	Bartosz Gronowski	Poland	-17	=27	=30	=26	+28	=12	+13	=5	=15	-1	-14	+31	+32	14
17	Alexander Getmanski	Russia	+16	=10	=13	+14	+6	-3	=5	=4	=1	-7	=11	-9	=19	13
18	Jan van Dijk	Netherlands	=2	=9	-1	=28	+22	-7	+23	+25	+14	-4	-10	-20	+30	13
19	Thijs van den Broek	Netherlands	-4	+22	-9	+30	+13	-5	+12	-8	-21	+20	+31	-11	=17	13
20	Michele Borghetti	Italy	=11	-2	+27	=12	+14	-10	-24	+26	=7	-19	+32	+18	-15	13
21	Jos Stokkel	Netherlands	-3	-28	+31	=22	+24	-9	-15	+32	+19	=14	+25	-6	=23	13
22	Grzegorz Siuda	Poland	-13	-19	+32	=21	-18	+29	=28	+27	+24	-3	=12	-23	+31	13
23	Hein Meijer	Netherlands	+32	-6	+26	-2	-11	-24	-18	+31	-13	+30	+29	+22	=21	13
24	Lossine Savane	Netherlands	-6	+32	=12	=7	-21	+23	+20	=14	-22	=25	-15	+30	=27	13
25	Julien Affaton	Benin	-8	+31	=7	=11	=12	+15	-14	-18	+29	=24	-21	+32	-13	12
26	Roep Bhawanibhiek	Netherlands	=14	=15	-23	=16	=29	-13	+31	-20	+30	+32	+27	-7	-12	12
27	Han Seinhorst	Netherlands	-10	=16	-20	=29	+31	-14	=30	-22	+32	-12	-26	+28	=24	10
28	Erik Ten Hagen	Netherlands	-7	+21	-15	=18	-16	+32	=22	-12	+31	-13	=30	-27	-29	9
29	Piotr Chmiel	Poland	=9	-14	-11	=27	=26	-22	+32	=30	-25	=31	-23	-13	+28	9
30	Ramon Sakidin	Suriname	=15	-1	=16	-19	=32	=31	=27	=29	-26	-23	=28	-24	-18	7
31	Roy Coster	Netherlands	-12	-25	-21	+32	-27	=30	-26	-23	-28	=29	-19	-16	-22	4
32	Maarten van Leenen	Netherlands	-23	-24	-22	-31	=30	-28	-29	-21	-27	-26	-20	-25	-16	1

(In parentheses, places before play-offs)

main referee – Jacek Pawlicki

rules:

After 9 rounds top 16 players playing play-offs.

Each round of the play-offs, except of course for the last round, players (in order of places in the Swiss ranking) can choose his/her opponent from the players qualified for the play-offs. All other players continue playing the Swiss tournament. Only in the play-offs, following a draw, a G-L tiebreak will be played with rate 3'+2" Fischer. Losers of the play offs re-enter the next round of the Swiss tournament with the score obtained in the regular play-off game (if 0 in regular game: then with 0 back into Swiss, if 1 in regular game and 0 in tiebreak, with 1 back into Swiss).

Round 10 → 16 players play in play-off, others play round 10 of Swiss

Round 11 → 8 players play in play-off, others (including 8 losers in play-offs from round 10) play round 11 in Swiss

Round 12 → 4 players play in play-off (semi-finals), others (including 4 play-off losers from round 11) play round 12 in Swiss

Round 13 (last) → Winners from semi-finals play the final match. Losers

After 9 rounds:

1.	Alexander Shvartsman	ru	13
2.	Alexander Georgiev	ru	13
3.	Alexander Presman	by	11
4.	Guntis Valneris	lv	11
5.	Alexander Getmanski	ru	11
6.	Ivan Trofimov	ru	11
7.	Ainur Shaibakov	ru	11
8.	Alexander Baliakin	nl	11
9.	Ron Heusdens	nl	11

10. Macodou N'diaye	sn	11
11. Jan van Dijk	nl	11
12. Murodullo Amrillaev	ru	10
13. Ivo de Jong	nl	10
14. Bartosz Gronowski	pl	10
15. Grzegorz Siuda	pl	10
16. Anton van Berkel	nl	9

17. Julien Affaton	bj	9
18. Michele Borghetti	it	9
19. Leopold Sekongo	nl	9
20. Jos Stokkel	nl	9
21. Lossine Savane	nl	9
22. Boudewijn Derkx	nl	8
23. Thijs van den Broek	nl	8
24. Wouter Sipma	nl	8
25. Roep Bhawanibhiek	nl	8
26. Erik Ten Hagen	nl	8
27. Han Seinhorst	nl	7
28. Hein Meijer	nl	6
29. Ramon Sakidin	sr	6
30. Piotr Chmiel	pl	6
31. Roy Coster	nl	3
32. Maarten van Leenen	nl	1

Paring for 1st play off(s)

(on a second place chosen player, bold - winner) in order of selection:

A. Shvartsman	- G.Siuda	2-0
A. Georgiev	- B.Gronowski	2-0
A. Presman	- I.de Jong	2-0
G. Valneris	- J.v Dijk	2-0
A.Getmanski	- A. van Berkel	0-2
I. Trofimov	- R.Heusdens	1-1 <i>(after game #4 in superblitz)</i>
A. Shaibakov	- M.N' Diaye	2-0
A. Baliakin	- M.Amrillayev	1-1 (3)

Quarterfinals (on a second place chosen player, bold - winner):

A. Shvartsman	- A. van Berkel	1-1 (2)
A. Georgiev	- I. Trofimov	1-1 (1)
A. Presman	- A. Shaibakov	1-1 (4)
G. Valneris	- A. Baliakin	1-1 (12)

Semifinals (on a second place chosen player, bold - winner):

A. Shvartsman	- A. Baliakin	0-2
A. Georgiev	- A. Shaibakov	1-1 (2)

Final game:

A. Georgiev	- A. Baliakin	1-1 (after superblitz #4)
--------------------	---------------	---------------------------

2013 Den Helder, Netherlands

1	Alexander Shvartsman	Russia	1	0	2	1	2	1	1	1	2	1	1	2	1	2	2	1	2	2	27	
2	Alexander Georgiev	Russia	1	0	1	1	1	1	1	2	2	1	2	1	2	2	1	2	2	2	1	26
3	Guntis Valneris	Latvia	2	2	1	1	0	1	0	1	2	1	0	1	2	2	2	2	1	2	2	25
4	Jean Marc Ndjofang	Cameroon	0	1	1	0	2	1	1	2	2	1	1	1	1	2	2	2	2	1	2	25
5	Alexander Baliakin	Netherlands	1	1	1	2	1	1	1	1	1	0	2	2	1	2	2	1	1	0	2	23
6	N'cho Joel Atse	Ivory Coast	0	1	2	0	1	2	1	0	1	2	0	2	2	2	2	1	1	2	0	22
7	Mourodouullo Amrillaew	Russia	1	1	1	1	1	0	1	1	0	2	1	0	2	0	2	2	2	2	2	22
8	Ivan Trofimov	Russia	1	1	2	1	1	1	1	0	2	2	0	1	1	1	1	1	1	2	2	22
9	Ainur Shaibakov	Russia	1	0	1	0	1	2	1	2	1	0	0	0	2	1	2	2	2	2	1	21
10	Macodou N'diaye	Senegal	0	0	0	0	1	1	2	0	1	2	1	1	1	2	2	1	2	2	2	21
11	Wouter Sipma	Netherlands	1	1	1	1	2	0	0	0	2	0	1	2	1	2	0	1	1	2	2	20
12	Thomy Lucien Mbongo	Cameroon	1	0	2	1	0	2	1	2	2	1	1	0	0	1	1	1	0	2	1	19
13	Alexander Getmanski	Russia	0	1	1	1	0	0	2	1	2	1	0	2	2	0	1	0	1	1	1	17
14	Hein Meijer	Netherlands	1	0	0	1	1	0	0	1	0	1	1	2	0	1	1	2	1	1	1	15
15	Ivo de Jong	Netherlands	0	0	0	0	0	0	2	1	1	0	0	1	2	1	2	1	1	0	2	14
16	Jos Stokkel	Netherlands	0	1	0	0	0	0	0	1	0	0	2	1	1	1	0	2	2	1	1	13
17	Jasper Lemmen	Netherlands	0	0	0	0	1	1	0	1	0	1	1	1	2	0	1	0	2	0	2	13
18	Johan Krajenbrink	Netherlands	1	0	1	0	1	1	0	1	0	0	1	2	1	1	1	0	0	1	1	13
19	Michiel Kroesbergen	Netherlands	0	0	0	1	2	0	0	0	0	0	0	0	1	1	2	1	2	1	1	12
20	Justinas Jankunas	Lithuania	0	1	0	0	0	2	0	0	1	0	0	1	1	1	0	1	0	1	1	10

main referee - Jacek Pawlicki

Final - B

1	Mateusz Niczyporuk	Poland	1	1	2	2	2	1	2	2	2	2	2	2	2	2	2	2	2	2	2	15
2	Bartosz Gronowski	Poland	1	2	1	1	2	2	2	1	2	2	2	2	2	2	2	2	2	2	2	14
3	Lossine Savane	Netherlands	1	0	1	2	2	2	2	2	2	2	2	2	2	2	2	2	2	2	2	14
4	Erik van de Weerdhof	Netherlands	0	1	1	0	2	2	2	2	2	2	2	2	2	2	2	2	2	2	2	12
5	Martijn de Jong	Netherlands	0	0	2	0	1	2	2	2	2	2	2	2	2	2	2	2	2	2	2	11
6	Han Seinhorst	Netherlands	1	0	0	0	0	0	2	2	2	2	2	2	2	2	2	2	2	2	2	11
7	Leopold Sekongo	Netherlands	0	0	0	2	2	1	1	1	1	1	1	1	1	1	1	1	1	1	1	10
8	Erik Maijenburg	Netherlands	1	0	0	0	1	1	1	1	2	2	2	2	2	2	2	2	2	2	2	10
9	Jochem Zweerink	Netherlands	0	0	0	2	1	2	2	2	2	2	2	2	2	2	2	2	2	2	2	9
10	Fidele Nimbi	France	0	1	1	2	1	1	0	1	1	1	1	1	1	1	1	1	1	1	1	9
11	Sjoerd Koopman	Netherlands	1	0	0	0	1	0	1	2	2	2	2	2	2	2	2	2	2	2	2	9
12	Nick Waterink	Netherlands	0	0	0	2	1	1	1	1	1	0	2	2	2	2	2	2	2	2	2	9
13	Lukasz Kosobudzki	Poland	0	1	1	1	1	0	1	2	0	1	1	1	1	1	1	1	1	1	1	9
14	Roep Bhawanibhiek	Netherlands	0	0	0	0	0	0	1	0	2	2	2	2	2	2	2	2	2	2	2	9
15	Klaas Bor	Netherlands	0	0	0	0	0	0	2	2	2	2	2	2	2	2	2	2	2	2	2	8
16	Viktor Voskuil	Netherlands	0	0	0	0	0	1	1	1	1	1	1	1	1	1	1	1	1	1	1	8
17	Willem Bor	Netherlands	0	0	0	0	0	0	0	2	2	2	2	2	2	2	2	2	2	2	2	8
18	Peter Pippel	Netherlands	0	0	0	0	0	0	0	0	1	1	1	1	1	1	1	1	1	1	1	8
19	Piet Bakelaar	Netherlands	0	0	0	0	0	0	0	1	1	1	1	1	1	1	1	1	1	1	1	8
20	Jorne Huiting	Netherlands	0	0	0	0	0	0	0	0	1	1	1	1	1	1	1	1	1	1	1	7
21	Tjalling van den Bosch	Netherlands	0	0	0	0	0	0	0	0	1	1	1	1	1	1	1	1	1	1	1	7
22	Michiel Luiten	Netherlands	0	0	0	0	0	0	0	2	0	1	0	0	0	0	0	0	0	0	0	6
23	Peter van der Sloot	Netherlands	0	0	0	0	0	0	0	0	0	0	0	0	0	0	0	0	0	0	0	4
24	Kris Kalidien	Netherlands	0	0	0	0	0	0	0	1	0	0	0	0	0	0	0	0	0	0	0	1

Semifinal - A

1	Jean Marc Ndjofang	Cameroon	1	2	1	2	1	2	2	1	2	2	2	2	2	22
2	Alexander Schwarzman	Russia	1	1	1	2	1	2	2	2	2	2	2	1	2	21
3	Ivo de Jong	Netherlands	0	1	1	2	1	0	1	2	2	2	2	2	2	18
4	Macodou N'diaye	Senegal	1	1	1	1	2	1	0	1	1	2	2	2	2	17
5	Jasper Lemmen	Netherlands	0	0	0	1	2	2	1	1	2	0	2	2	2	15
6	Ron Heusdens	Netherlands	1	1	1	0	0	1	2	2	1	1	1	2	2	15
7	Marino Barkel	Netherlands	0	0	2	1	0	1	1	1	0	2	1	2	2	13
8	Martijn de Jong	Netherlands	0	0	1	2	1	0	1	1	2	2	0	2	0	12
9	Jochem Zweerink	Netherlands	1	0	0	1	1	0	1	1	2	1	2	0	2	12
10	Erik van Kampen	Netherlands	0	0	0	1	0	1	2	0	0	1	2	2	2	11
11	Fidele Nimbi	France	0	0	0	0	2	1	0	0	1	1	1	2	2	10
12	Raymond Koopmanschap	Netherlands	0	1	0	0	0	1	1	2	0	0	1	0	2	8
13	Nick Waterink	Netherlands	0	0	0	0	0	0	0	0	2	0	0	2	2	6
14	Maarten van Leenen	Netherlands	0	0	0	0	0	0	0	2	0	0	0	0	0	2

Semifinal - B

1	Alexander Baliakin	Netherlands	1	1	2	1	2	2	1	0	2	2	2	2	2	20
2	Mourodoulo Amrillaew	Russia	1	1	2	1	1	2	0	2	2	2	2	2	2	20
3	N'cho Joel Atse	Ivory Coast	1	1	1	1	2	2	2	1	2	1	2	2	2	20
4	Hein Meijer	Netherlands	0	0	1	2	2	0	2	2	2	2	2	1	2	18
5	Jos Stokkel	Netherlands	1	1	1	0	1	1	2	1	2	2	1	2	2	17
6	Stefan Stolwijk	Netherlands	0	1	0	0	1	2	1	2	1	2	2	2	1	15
7	Mike Koopmanschap	Netherlands	0	0	0	2	1	0	0	2	2	1	2	2	2	14
8	Mark Deurloo	Netherlands	1	2	0	0	1	2	0	1	1	2	2	2	2	14
9	Mateusz Niczyporuk	Poland	2	0	1	0	1	0	0	2	2	1	0	1	2	12
10	Mitchel Mensinga	Netherlands	0	0	0	0	0	1	0	1	0	2	2	2	2	10
11	Erik Maijenburg	Netherlands	0	0	1	0	0	0	1	1	1	0	2	1	2	9
12	Sjoerd Koopman	Netherlands	0	0	0	0	1	0	0	0	2	0	0	2	2	7
13	Guido Verhagen	Netherlands	0	0	0	1	0	0	0	0	1	0	1	0	2	5
14	Savane Losseni	Netherlands	0	0	0	0	0	1	0	0	0	0	0	0	0	1

Semifinal - C

1	Ainur Shaibakov	Russia	1	0	2	2	2	2	2	2	2	2	2	2	2	23
2	Alexander Georgiev	Russia	1	1	2	2	2	2	2	2	2	1	2	1	2	22
3	Thomy Lucien Mbongo	Cameroon	2	1	1	1	2	1	2	2	1	2	2	2	2	21
4	Michiel Kroesbergen	Netherlands	0	0	1	1	0	2	2	2	2	2	2	2	2	18
5	Justinas Jankunas	Lithuania	0	0	1	1	2	0	2	1	2	1	2	2	2	16
6	Martin van Ddijk	Netherlands	0	0	0	2	0	1	1	2	1	1	2	2	2	14
7	Richard Mooser	Netherlands	0	0	1	0	2	1	1	0	2	2	0	2	2	13
8	Bartosz Gronowski	Poland	0	0	0	0	0	1	1	0	2	2	2	2	2	12
9	Steven Wijker	Netherlands	0	0	0	0	1	0	2	2	1	0	2	2	1	11
10	Savane Losseni	Netherlands	0	0	1	0	0	1	0	0	1	1	2	2	1	9
11	Jan Groeneweg	Netherlands	0	1	0	0	1	1	0	0	2	1	1	1	0	8
12	Gerbrand Hessing	Netherlands	0	0	0	0	0	0	2	0	0	0	1	2	2	7
13	Wim Bor	Netherlands	0	1	0	0	0	0	0	0	0	0	1	0	2	4
14	Erik Hoogendoorn	Netherlands	0	0	0	0	0	0	0	0	1	1	2	0	0	4

Semifinal - D

1	Alexander Getmanski	Russia	1	2	1	1	2	1	2	2	2	2	2	2	2	22
2	Guntis Valneris	Latvia	1	1	1	2	2	1	2	2	1	2	2	2	2	21
3	Johan Krajenbrink	Netherlands	0	1	0	2	2	1	1	2	2	2	2	2	2	19
4	Ivan Trofimov	Russia	1	1	2	1	1	2	0	2	2	2	2	1	2	19
5	Wouter Sipma	Netherlands	1	0	0	1	0	1	2	2	2	2	2	2	2	17
6	Anton van Berkel	Netherlands	0	0	0	1	2	0	1	2	2	2	2	2	2	16
7	Leopold Sekongo	Netherlands	1	1	1	0	1	2	0	1	2	1	2	2	2	16
8	Peter van der Stap	Netherlands	0	0	1	2	0	1	2	1	0	1	2	1	2	13
9	Han Seinhorst	Netherlands	0	0	0	0	0	1	1	1	1	2	2	2	2	10
10	Lukasz Kosobudzki	Poland	0	1	0	0	0	0	0	0	1	2	2	2	0	8
11	Ritchie Wijnker	Netherlands	0	0	0	0	0	0	1	1	1	0	0	2	2	7
12	Roy Coster	Netherlands	0	0	0	0	0	0	0	2	0	0	2	1	0	5
13	Jorne Huiting	Netherlands	0	0	0	1	0	0	0	1	0	0	0	1	2	5

2012 Lille, France

1	Alexander Schwarzman	Russia	+14	=10	+19	=11	=9	+13	=5	+8	=2	=3	=4	15
2	Alexander Getmanski	Russia	+37	+17	+3	=9	=4	-8	+10	+23	=1	=5	=11	15
3	Roel Boomstra	Netherlands	+32	+27	-2	+21	+25	=9	-7	+12	+6	=1	=5	15
4	Alexey Chizhov	Russia	+28	=8	+18	=13	=2	=10	+17	=11	=5	+14	=1	15
5	Alexander Georgiev	Russia	=24	+31	-10	+17	+18	+23	=1	+9	=4	=2	=3	15
6	Roberts Misans	Latvia	=31	+24	=8	+10	=13	+22	=11	=7	-3	+18	+9	15
7	Yuriy Anikeev	Ukraine	=33	+43	+20	=25	-8	+24	+3	=6	=11	=9	+19	15
8	Pim Meurs	Netherlands	+38	=4	=6	+14	+7	+2	-9	-1	+17	=12	=10	14
9	Guntis Valneris	Latvia	+48	+16	+23	=2	=1	=3	+8	-5	+18	=7	-6	14
10	Ainur Shaibakov	Russia	+22	=1	+5	-6	+27	=4	-2	+24	+15	=11	=8	14
11	Alexander Baliakin	Netherlands	+35	=18	+26	=1	=22	+12	=6	=4	=7	=10	=2	14
12	Igor Kirzner	Ukraine	-46	+49	+47	=15	+26	-11	+22	-3	+23	=8	+17	14
13	Mourodoulo Amrillaew	Russia	+49	+46	=25	=4	=6	-1	=31	-15	+29	+34	=14	13
14	Juri Bobkov	Ukraine	-1	+36	+41	-8	-17	+42	+33	+25	+26	-4	=13	13
15	Ivan Trofimov	Russia	-17	+37	+42	=12	-19	=44	+30	+13	-10	=20	+23	13
16	Massinga Damien Aligna	Cameroon	+40	-9	+32	-22	-28	=35	+39	-17	+38	+43	+27	13
17	Jean Marie Eyebe	Cameroon	+15	-2	+48	-5	+14	+25	-4	+16	-8	+26	-12	12
18	Aleksej Domchev	Lithuania	+45	=11	-4	+31	-5	+28	+41	+19	-9	-6	=20	12
19	Raimonds Vipulis	Latvia	+30	=20	-1	=24	+15	=41	=26	-18	+28	+22	-7	12
20	Loris Milanese	Italy	+44	=19	-7	+33	-23	-32	+36	=21	+31	=15	=18	12
21	Erdenebileg Dul	Mongolia	-42	+39	+46	-3	=44	=30	=34	=20	=41	=29	+32	12
22	Anton Permyakov	Russia	-10	+28	+29	+16	=11	-6	-12	=27	+47	-19	=26	11
23	Edvard Buzinskij	Lithuania	+39	+42	-9	=27	+20	-5	+32	-2	-12	+24	-15	11
24	Battulga Deleg	Mongolia	=5	-6	+30	=19	+50	-7	+44	-10	=27	-23	+34	11
25	Ben Provoost	Netherlands	+36	+50	=13	=7	-3	-17	+28	-14	-34	=33	+43	11
26	Ronald Schalley	Belgium	=41	+51	-11	+35	-12	+36	=19	+31	-14	-17	=22	11
27	Frits Luteyn	Netherlands	+34	-3	+44	=23	-10	-31	+37	=22	=24	+41	-16	11
28	Kevin Machtelinck	France	-4	-22	+51	+46	+16	-18	-25	+33	-19	+44	=29	11
29	Wouter Ludwig	Netherlands	=43	=41	-22	=36	-30	+38	+35	+32	-13	=21	=28	11
30	Otgonbayaryd Tuvshinbol	Mongolia	-19	=34	-24	+43	+29	=21	-15	-47	+45	=31	+41	11
31	Leopold Sekongo	Netherlands	=6	-5	+34	-18	+45	+27	=13	-26	-20	=30	=36	10
32	Marc de Meulenaere	Belgium	-3	+45	-16	=42	+38	+20	-23	-29	=40	+47	-21	10
33	Patrick Casaril	Belgium	=7	-47	+43	-20	=34	+50	-14	-28	+42	=25	=38	10
34	Aisen Andreev	Russia	-27	=30	-31	+49	=33	+47	=21	=41	+25	-13	-24	10
35	Hein de Cokere	Belgium	-11	+40	=50	-26	=42	=16	-29	+44	-43	=45	+46	10
36	Oskar Budis	Poland	-25	-14	+49	=29	+48	-26	-20	-40	+51	+42	=31	10
37	Sebastien Duplou	France	-2	-15	+40	-44	=43	+45	-27	-42	+39	=46	+47	10
38	Ganbold Dorj	Mongolia	-8	-48	=39	+51	-32	-29	bye	+50	-16	+40	=33	10
39	Walter Moscato	Italy	-23	-21	=38	-41	+51	+40	-16	=45	-37	bye	+50	10
40	Janes de Vries	Belgium	-16	-35	-37	bye	=46	-39	+51	+36	=32	-38	+48	10
41	Gilbert Babo	France	=26	=29	-14	+39	+47	=19	-18	=34	=21	-27	-30	9
42	Ivan Shovkoplyas	Ukraine	+21	-23	-15	=32	=35	-14	=43	+37	-33	-36		7
43	Harry Otten	Netherlands	=29	-7	-33	-30	=37	+49	=42	+46	+35	-16	-25	9
44	Otgonbileg Tserenbyamba	Mongolia	-20	bye	-27	+37	=21	=15	-24	-35	+48	-28	=49	9
45	Evert m. Wiskerke	Netherlands	-18	-32	bye	=48	-31	-37	+49	=39	-30	=35	+51	9
46	Nikolai Kychkin	Russia	+12	-13	-21	-28	=40	+48	-47	-43	bye	=37	-35	8
47	Peter van der Stap	Netherlands	=51	+33	-12	=50	-41	-34	+46	+30	-22	-32	-37	8
48	Daniele Macali	Italy	-9	+38	-17	=45	-36	-46	=50	bye	-44	+49	-40	8
49	Chimeddorj Bat-Erdene	Mongolia	-13	-12	-36	-34	bye	-43	-45	+51	+50	-48	=44	7
50	Dan Isabirye	Uganda	bye	-25	=35	=47	-24	-33	=48	-38	-49	+51	-39	7
51	Airat Nurgaziyev	Kazakhstan	=47	-26	-28	-38	-39	bye	-40	-49	-36	-50	-45	3

2011 Ufa, Russia**Final**

1	Alexander Schwarzman	Russia	1	2	1	2	2	0	2	2	1	2	1	1	2	1	1	21
2	Alexander Georgiev	Russia	1	2	1	1	1	1	0	2	1	2	1	1	2	1	2	19
3	Gawril Kolesov	Russia	0	0	1	1	1	1	1	1	2	1	1	2	2	2	2	18
4	Alexei Chizhov	Russia	1	1	1	1	1	2	1	1	1	1	1	2	1	2	1	18
5	Jean Marc Ndjofang	Cameroon	0	1	1	1	1	2	1	1	1	1	1	2	1	1	2	17
6	Kees Thijssen	Netherlands	0	1	1	1	1	2	1	1	1	2	0	0	1	1	2	15
7	Ainur Shaibakov	Russia	2	1	1	0	0	0	2	1	1	1	2	1	1	1	1	15
8	Vladimir Milshin	Russia	0	2	1	1	1	1	0	0	1	2	1	1	1	1	2	15
9	Roel Boomstra	Netherlands	0	0	1	1	1	1	1	2	1	1	1	1	2	1	1	15
10	Alexander Getmanski	Russia	1	1	0	1	1	1	1	1	1	1	1	1	1	2	1	15
11	Andrei Tolchykau	Belarus	0	0	1	1	1	0	1	0	1	1	1	1	1	2	2	13
12	Alexander Baliakin	Netherlands	1	1	1	1	1	2	0	1	1	1	1	1	0	0	1	13
13	Evgueni Watoetin	Belarus	1	1	0	0	0	2	1	1	1	1	1	1	1	1	1	13
14	Pim Meurs	Netherlands	0	0	0	1	1	1	1	1	0	1	1	2	1	2	0	12
15	Jeroen van den Akker	Netherlands	1	1	0	0	1	1	1	1	1	0	0	2	1	0	2	12
16	Mourodoulo Amrillaew	Russia	1	0	0	1	0	0	1	0	1	1	0	1	1	2	0	9

Semifinal - 1

1	Alexander Georgiev	Russia	1	2	2	2	1	1	1	2	1	2	2	2	2	2	21
2	Mourodoulo Amrillaew	Russia	1	1	1	1	1	1	2	2	2	2	2	2	2	2	20
3	Kees Thijssen	Netherlands	0	1	0	2	1	0	2	2	2	2	2	2	2	2	18
4	Jean Marc Ndjofang	Cameroon	0	1	2	0	1	1	0	2	2	2	2	2	2	2	17
5	Maksim Milshin	Russia	0	1	0	2	1	1	2	2	1	1	2	2	2	2	17
6	Andrej Kalmakov	Russia	1	1	1	1	1	0	1	1	2	2	2	2	2	2	17
7	Viacheslav Shchegolev	Russia	1	1	2	1	1	2	1	1	0	1	1	1	2	1	15
8	Allan Silva	Brazil	1	0	0	2	0	1	1	1	1	2	1	2	2	2	14
9	Aleksander Safonov	Russia	0	0	0	0	0	1	1	1	1	2	2	2	2	2	12
10	Fidan Ishmuratov	Russia	1	0	0	0	1	0	2	1	1	2	2	0	2	2	12
11	Eldar Bikbulatov	Russia	0	0	0	0	1	0	1	0	0	0	1	2	2	7	7
12	Mars Fayzutdinov	Russia	0	0	0	0	0	0	1	1	0	0	1	2	1	6	6
13	Aisen Andreev	Russia	0	0	0	0	0	0	1	0	0	2	0	0	1	4	4
14	Ilya Ryzhov	Russia	0	0	0	0	0	0	0	0	0	0	0	1	1	2	2

Semifinal - 2

1	Alexander Schwarzman	Russia	1	1	1	2	2	2	2	2	2	2	2	2	2	2	23
2	Alexei Chizhov	Russia	1	1	1	2	2	2	1	2	1	2	2	2	2	2	21
3	Gawril Kolesov	Russia	1	1	1	2	2	1	1	2	2	2	2	2	2	2	21
4	Alexander Getmanski	Russia	1	1	1	1	1	2	2	2	2	2	2	2	2	2	21
5	Igor Kirzner	Ukraine	0	0	0	1	1	2	2	2	2	2	2	2	2	2	18
6	Nikolai Gulyaev	Russia	0	0	0	1	1	1	1	2	2	2	2	2	2	2	16
7	Sergey Fedin	Russia	0	0	1	0	0	1	2	0	2	2	2	2	2	2	14
8	Valery Kudriavcev	Lithuania	0	1	1	0	0	1	0	1	0	2	2	2	2	2	12
9	Damir Rusaev	Russia	0	0	0	0	0	0	2	1	2	2	2	0	2	11	11
10	Aime Mouangou	Congo	0	1	0	0	0	0	0	2	0	0	2	2	2	9	9
11	Zakij Yusupov	Russia	0	0	0	0	0	0	0	0	0	2	1	2	2	7	7
12	Nikolai Kychkin	Russia	0	0	0	0	0	0	0	0	0	0	1	2	2	5	5
13	Aleksandr Urmanov	Russia	0	0	0	0	0	0	0	0	2	0	0	0	2	4	4
14	Aidar Kashapov	Russia	0	0	0	0	0	0	0	0	0	0	0	0	0	0	0

Semifinal - 3

1	Jeroen van den Akker	Netherlands	1	0	2	1	1	2	2	2	2	1	2	2	2	20
2	Pim Meurs	Netherlands	1	1	1	1	2	1	2	2	2	1	2	2	2	20
3	Evgueni Watoetin	Belarus	2	1	1	1	1	0	2	1	2	2	2	2	2	19
4	<u>Alexander Baliakin</u>	<u>Netherlands</u>	<u>0</u>	<u>1</u>	<u>1</u>	<u>2</u>	<u>1</u>	<u>1</u>	<u>1</u>	<u>2</u>	<u>1</u>	<u>2</u>	<u>2</u>	<u>2</u>	<u>2</u>	<u>18</u>
5	Ilya Tokmakov	Ukraine	1	1	1	0	1	1	1	2	2	2	2	2	2	18
6	Ron Heusdens	Netherlands	1	0	1	1	1	1	0	2	2	2	2	2	2	17
7	Rim Ishmetov	Russia	0	1	2	1	1	1	2	0	2	1	2	2	2	17
8	Raimonds Vipulis	Latvia	0	0	0	1	1	2	0	2	1	2	2	2	2	15
9	Sergey Bonadykov	Russia	0	0	1	0	0	0	2	0	2	1	2	2	1	11
10	Ivan Trofimov	Russia	0	0	0	1	0	0	0	1	0	2	2	2	2	10
11	Anton Permyakov	Russia	1	1	0	0	0	0	1	0	1	0	0	2	2	8
12	Azat Muhametov	Russia	0	0	0	0	0	0	0	0	0	0	2	1	2	5
13	Vasiliiy Nikitchuk	Ukraine	0	0	0	0	0	0	0	0	0	0	0	1	2	3
14	Marsel Sharafutdinov	Russia	0	0	0	0	0	0	0	0	1	0	0	0	0	1

Semifinal - 4

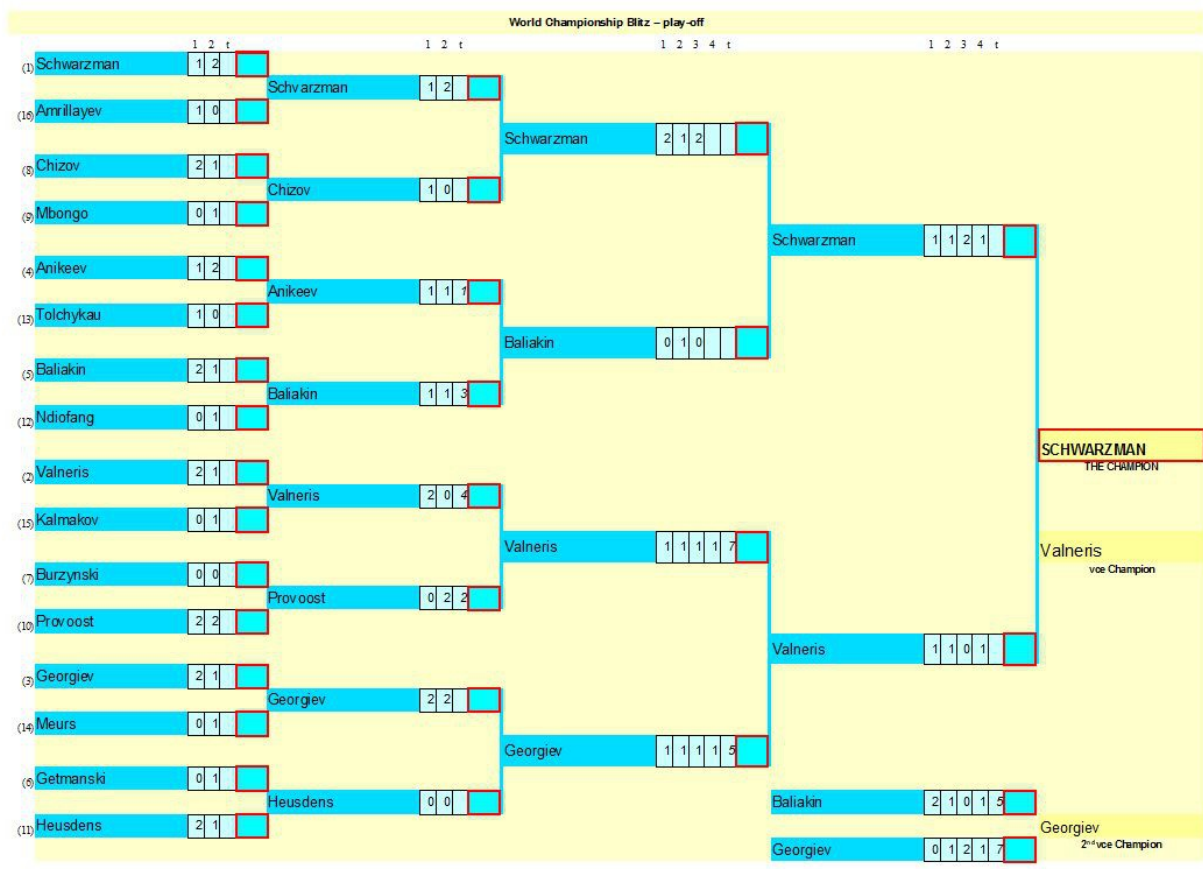
1	Vladimir Milshin	Russia	1	1	1	1	1	2	1	2	2	2	2	2	2	18
2	Ainur Shaibakov	Russia	1	1	1	0	2	2	2	2	1	1	2	2	2	17
3	Andrei Tolchykau	Belarus	1	1	1	1	1	2	1	2	1	2	2	2	2	17
4	<u>Roel Boomstra</u>	<u>Netherlands</u>	<u>1</u>	<u>1</u>	<u>1</u>	<u>1</u>	<u>1</u>	<u>1</u>	<u>2</u>	<u>1</u>	<u>2</u>	<u>2</u>	<u>2</u>	<u>2</u>	<u>2</u>	<u>17</u>
5	Roberts Misans	Latvia	1	2	1	1	1	0	2	2	2	0	2	2	2	16
6	Guntis Valneris	Latvia	1	0	1	1	1	2	0	2	2	2	2	2	2	16
7	Juri Bobkov	Ukraine	0	0	0	1	2	0	1	2	1	2	2	2	2	13
8	Anatoli Tatarenko	Russia	1	0	1	0	0	2	1	0	1	2	1	2	2	11
9	Alexander Verkhovykh	Russia	0	1	0	1	0	0	0	2	0	2	2	2	2	10
10	Igor Pavlov	Russia	0	1	1	0	0	0	1	1	2	0	2	2	2	10
11	Andrej Filimonov	Russia	0	0	0	0	2	0	0	0	0	2	1	2	7	
12	Damil Sahiullin	Russia	0	0	0	0	0	0	0	1	0	0	1	2	4	
13	Bulat Shaymardanov	Russia	0	0	0	0	0	0	0	0	0	0	0	0	0	0

2009 Berlin, Germany

Qualification – Swiss (20 rounds) followed by play-off(s)

Play-off(s) – 2 games (semi-finals/final 4), if tie → up to 1st victory.

Qualifications			1	2	3	4	5	6	7	8	9	10	11	12	13	14	15	16	17	18	19	20			
1	Alex. Schwarzman	Russia	+19+13+32	+6=23+31	=2	=5=14	=3	=7	=8+11	=4	=9=12=15=10+18=16												27		
2	Guntis Valneris	Latvia	=36+44	+7=25=32	+6	=1=14=23+13	=3	=5+15=12	=4	=8=11+21=10	=9													26	
3	Alexander Georgiev	Russia	+20+15	-6=12=14+18+13=23	=5	=1	=2+31	=8	=13=10	-4	+9=11+32=19													25	
4	Yuriy Anikeev	Ukraine	+34=26=10=28=16	-9=36+40	-8+37+24+14+23	=1	=2	+3	=5	=6	=7=15													25	
5	Alexander Baliakin	Netherlands	+24=18=12=16+28+32=23	=1	=3+19=14	=2	=6	=8	=7	=9	=4=13=11=10													24	
6	Alexander Getmanski	Russia	+45+27	+3	-1+15	-2	=9=11=12=16+26	=7	=5=23	=8=10+24	=4=14=13													24	
7	Edvard Buzinskij	Lithuania	=37+43	-2+29	=8=16=19+10	=9+12	=1	=6+31	=3	=5=13=21=14	=4=11													24	
8	Alexei Chizhov	Russia	=43=36=28+19	=7=12=18=27	+4	+9=23	=1	=3	=5	=6	=2=10=15=13=14													23	
9	Thomy Lucien Mbongo	Cameroon	+55=31=17=11=10	+4	=6=15	=7	-8+25=13=32+16	=1	=5	-3=20+24	=2													23	
10	Ben Provoost	Netherlands	+41=11	=4-31	=9+53=32	-7+35=25+17=12=13=27	=3	=6	=8	=1	=2=5													23	
11	Ron Heusdens	Netherlands	+29=10=26	=9=12+27=15	=6-19+28+16=23	-1=13=24+18	=2	=3	=5	=7														23	
12	Jean Marc Ndjofang	Cameroon	+49=23	=5	=3=11	=8=24+29	=6	-7+34=10+26	=2=14	=1=13=17=15=20														23	
13	Andrei Tolchychau	Belarus	+38	-1+35+36-31+20	-3+21+24	-2=15	=9=10=11+32	=7=12	=5	=8	=6													23	
14	Pim Meurs	Netherlands	-44+54=24+37	=3+21+31	=2	=1=23	=5	-4=16=32=12=20+25	=7	=6	=8													23	
15	Andrej Kalmakov	Russia	+30	-3+53+20	=6+36=11	=9=16=26=13+22	-2=24=23+33	=1	=8=12	=4														23	
16	Mouroud. Amrillaew	Russia	+52=17=31	=5	=4	=7=25+32=15	=6-11+33=14	-9=22+35=20=24+21	=1															23	
17	Macodou N'Diaye	Senegal	+53=16	=9-18=43=24+39+38=27=22-10-26+30=20=21=32+33=12=19+31																				23	
18	Sven Winkel	Netherlands	+50	=5=23+17=25	-3	=8-24-26+35-20=38+37+34+43-11=31+27	-1+33																	22	
19	Yuriy Lagoda	Ukraine	-1+30=47	-8+37+44	=7+25+11	-5-31-21-33=39+50+40+23=32=17	=3																	22	
20	Oscar Lognon	France	-3+33+44-15+47-13-21=34=37+39+18-32+38=17+31=14=16	=9=22=12																					22
21	Wouter Ludwig	Netherlands	=54+39-25=47+38-14+20-13=29+40-22+19=43+26=17+23	=7	-2-16+32																				22
22	Aleksej Domchev	Lithuania	=39=37+34-23=29=43=38+44=31=17+21-15=27=33=16-24=30+41=20+40																						22
23	Vadim Virny	Germany	+46=12=18+22	=1+25	=5	=3	=2=14	=8=11	-4	=6=15-21-19=31+35=24														22	
24	Sergey Belosheev	Ukraine	-5+49=14-27+41=17=12+18-13+32	-4+25+28=15=11+22	-6=16	-9=23																		21	
25	Roberts Misans	Latvia	+40=28+21	=2=18-23=16-19+36=10	-9-24=35+29=26+43-14=33=34+44																			21	
26	Raimonds Vipulis	Latvia	+42	=4=11-32=44=29+34=31+18=15	-6+17-12-21=25-41+39+30-27+45																			21	
27	Erdenebileg Dul	Mongolia	+51	-6-29+24+46-11+43	=8=17-31=33+42=22-10-35+34+38-18+26=28																			21	
28	Benno Butulis	Latvia	+47=25	=8	=4	-5=34-29+39+30-11-32+40-24+44-33-38+52+46+37=27																			21
29	Bart Stegeman	Slovenia	-11+55=27	-7=22=26+28-12=21-33-38bye=36-25+47-46+54+50=45+52																				21	
30	Thijs van den Broek	Netherlands	-15-19+52-43=49+41+46=35-28=36=45+39-17=40=34+44=22-26+53+50																					21	
31	Kees Thijssen	Netherlands	+35	=9=16+10+13	-1-14=26=22+27+19	-3	-7=43-20+36=18=23=40-17																	20	
32	Wieger Wesselink	Netherlands	+33+48	-1+26	=2	=5=10-16+43=24+28+20	=9=14-13=17+41=19	-3-21																20	
33	Thijs Gerritsen	Netherlands	-32-20+51=48-34+55-35+54+45+29=27-16+19=22+28-15-17=25+50-18																					20	
34	Hin Wong	Netherlands	-4+41-22=42+33=28-26=20+38+44-12-43+46-18=30-27+55+51=25=36																					20	
35	Rik Twilhaar	Netherlands	-31+52-13-39=51+47+33=30-10-18+49=45=25+38+27-16+46+40-23+53																					20	
36	Ronald Schalley	Belgium	=2	=8+48-13+39-15	=4=37-25=30=43=44=29=45+42-31-40+55+49=34																			20	
37	Rudi Claes	Belgium	=7=22=43-14-19+51+54=36=20	-4=40=46-18-52bye+48+53=45-28+55																				20	
38	Lukasz Kosobudzki	Poland	-13=46=42+45-21+50=22-17-34+47+29=18-20-35+55+28-27-48bye+54																					20	
39	Karol Dudkiewicz	Poland	=22-21=45+35-36+46-17-28+9-20bye-30+42=19-40+55-26+52+54=51																					20	
40	Mark Strugatch	Israel	-25=42=54=41=50=45+48	-4+51-21=37-28bye=30+39-19+36+35=31-22																				20	
41	Anthon Hanssens	Belgium	-10-34bye=40-24-30=49-46+55-52+54+53=50+51+45+26-32-22=47+48																					20	
42	Andrejs Cehanovics	Latvia	-26=40=38=34-53+52=45-43=46+55+50-27-39bye-36+49=51=54=48+47																					20	
43	Frerik Andriessen	Netherlands	=8	-7=37+30=17=22-27+42-32+48=36+34=21=31-18-25-45bye+51-49																				19	
44	Niek Smeitink	Netherlands	+14	-2-20+54=26-19+53-22+47-34=46=36=45-28+52-30bye=49+55-25																				19	
45	Yves Vandeberg	Belgium	-6=50=39-38+48=40=42=47-33+53=30=35=44=36-41bye+43=37=29-26																					19	
46	Patrick Casaril	Belgium	-23=38=50+49-27-39-30+41=42+51=44=37-34=53+48+29-35-28=52bye																					19	
47	Frank Zziwa	Uganda	-28bye=19=21-20-35+50=45-44-38=52-55+54=49-29+51=48+53=41-42																					17	
48	Andrey Gaydukov	Russia	bye-32-36=33-45+49-40+53=50-43-51-52+55+54-46-37=47+38=42-41																					16	
49	Juri Geisenblas	Germany	-12-24+55-46=30-48=41+52-39bye-35-54=51=47=53-42+50=44-36+43																					16	
50	Eric Conrad	Belgium	-18=45=46=53=40-38-47bye=48+54-42=51=41+55-19=52-49-29-33-30																					14	
51	Janes De vries	Belgium	-27-53-33+52=35-37bye+55-40-46+48=50=49-41=54-47=42-34-43=39																					14	
52	Frenny Malobie	Curacao	-16-35-30-51bye-42-55-49=54+41=47+48=53+37-44=50-28-39=46-29																					13	
53	Wouter Sipma	Netherlands	-17+51-15=50+42-10-44-48bye-45+55-41=52=46=49-54-37-47-30-35																					12	
54	Cyrille Lebon	France	=21-14-40-44=55bye-37-33=52-50-41+49-47-48-51+53-29=42-39-38																					12	
55	Bogdan Yanev	Bulgaria	-9-29-49bye=54-33+52-51-41-42-53+47-48-50-38-39-34-36-44-37																					7	



2007 Nazareth – IIIT, Israel

Qualifications – 5'+3''

Play off → 5'+3'' two games, if there is no winner:

→ 3'+2'' two games, if there is no winner:

→ 1;+3'' up to first victory

Main referee: Rima Daliceviciene (Lithuania), assistants: Felix Vasserman, Faddej Gantman (Israel)

Semifinal - a

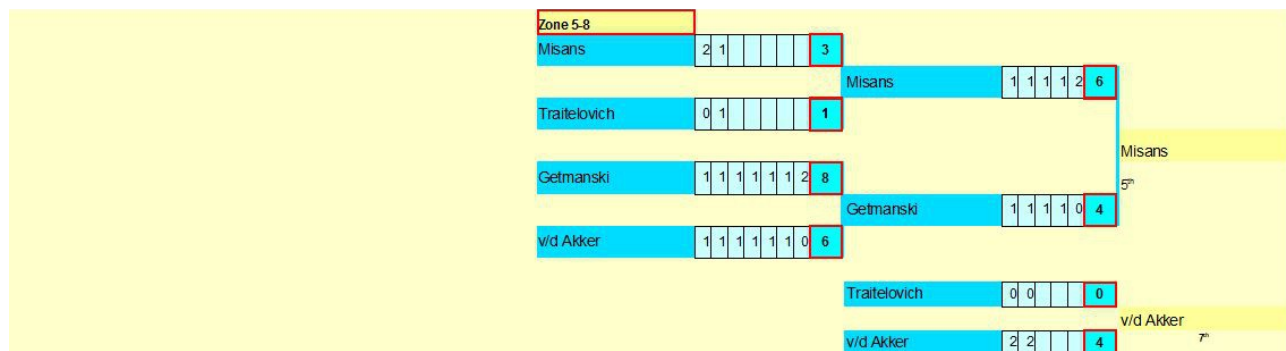
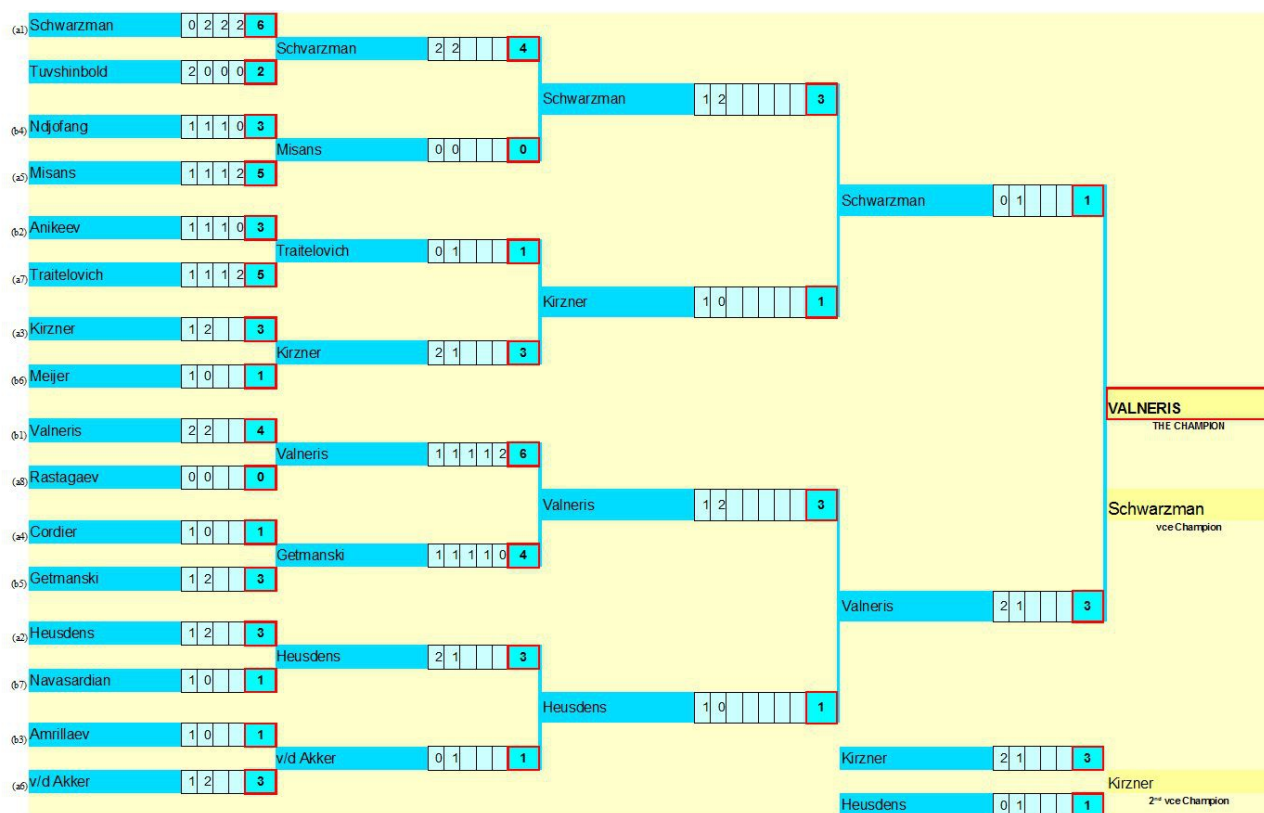
1 Alexander Schwarzman	Russia	2 2 1 2 2 1 2 2 2	16
2 Ron Heusdens	Netherlands	0 1 2 1 1 2 1 2 1	11
3 Igor Kirzner	Ukraine	0 1 1 1 2 1 2 1 2	11
4 Arnaud Cordier	France	1 0 1 0 1 2 2 1 2	10
5 Roberts Misans	Latvia	0 1 1 2 1 1 1 1 2	10
6 Jeroen van den Akker	Netherlands	0 1 0 1 1 1 1 2 2	9
7 Vladimir Traitelovich	Israel	1 0 1 0 1 1 1 1 2	8
8 Alexander Rastegaev	Russia	0 1 0 0 1 1 1 1 2	7
9 Tuvshinbold Otgonbayar	Mongolia	0 0 1 1 1 0 1 1 1	6
10 Mark Strugatch	Israel	0 1 0 0 0 0 0 0 1	2

Semifinal - b

1	Guntis Valneris	Latvia	1	1	2	1	2	2	2	1	2	14
2	Yuriy Anikeev	Ukraine	1	1	2	1	1	2	1	2	2	13
3	Mourodouullo Amrillaew	Russia	1	1	1	1	1	2	2	2	2	13
4	Jean Marc Ndjofang	Cameroon	0	0	1	1	2	2	2	2	2	12
5	Alexander Getmanski	Russia	1	1	1	1	1	1	2	2	2	12
6	Hein Meijer	Netherlands	0	1	1	0	1	1	2	1	2	9
7	Norair Navasardian	Israel	0	0	0	0	1	1	1	2	2	7
8	<u>Konstantin Eljanov</u>	<u>Germany</u>	0	1	0	0	0	0	1	2	0	4
9	Jakov Shaus	Israel	1	0	0	0	0	1	0	0	2	4
10	Boris Mushailov	Azerbaijan	0	0	0	0	0	0	0	2	0	2

Play-offs

O.Tuvshinbold replaced K.Elijanov in playoffs due to his serious illness



2000 Tel Aviv, Israel

1	Alexander Schwarzman	Russia	1	2	1	1	1	2	2	1	2	1	1	2	2	2	2	2	2	27
2	Guntis Valneris	Latvia	1	1	1	2	1	2	1	1	2	1	1	2	1	2	2	1	2	24
3	Ygal Koyfman	Israel	0	1	1	0	1	2	2	1	2	2	1	2	2	2	1	2	24	
4	Harm Wiersma	Netherlands	1	1	1	1	1	0	1	2	1	2	1	1	2	2	2	2	22	
5	Wieger Wesselink	Netherlands	1	0	2	1	1	1	2	0	0	1	2	2	2	2	2	2	22	
6	Vladimir Milshin	Russia	1	1	1	1	1	1	1	2	2	2	1	1	2	1	1	2	22	
7	Rob Clerc	Netherlands	0	0	0	1	1	1	2	1	2	2	2	1	1	2	1	2	21	
8	Arnaud Cordier	France	0	1	0	2	1	1	0	2	2	1	1	1	1	2	2	1	20	
9	Alexander Getmanski	Russia	1	1	1	1	0	1	1	0	1	1	2	0	2	2	2	2	20	
10	Arie van de Wetering	Netherlands	0	0	0	2	0	0	0	1	2	2	2	2	2	2	2	2	19	
11	Eduard Rabinovitch	Israel	1	1	0	1	2	0	0	1	1	0	0	2	0	0	2	2	15	
12	Tamara Tansykkuzhina	Russia	1	1	1	0	1	0	0	1	0	0	2	2	2	1	0	2	15	
13	Jakov Shaus	Israel	0	0	0	1	0	1	1	1	2	0	0	0	2	1	0	2	13	
14	Jeroen van den Akker	Netherlands	0	1	0	1	0	1	1	1	0	0	2	0	0	0	2	2	13	
15	Norair Navasardian	Israel	0	0	0	0	0	0	0	0	0	0	2	1	1	2	2	2	12	
16	Eldar Aliev	Azerbaijan	0	0	0	0	0	1	1	0	0	0	0	2	2	0	0	2	10	
17	Valeri Vilensky	Israel	0	1	1	0	0	1	0	1	0	0	0	0	0	0	0	2	6	
18	Petr Malis	Czech Republic	0	0	0	0	0	0	0	0	0	0	0	1	0	0	0	0	1	

games 5'+5''

barrages for 4th place (3'+3'')

Harm Wiersma	1	2
Vladimir Milshin	1	1
Wieger Wesselink	0	1

Semifinals*2 games matches. More points in round-robin promoted in case of draw.*

Games 3-4 4'+4'', ;ast games 3'+3''

Wiersma did not play for 3rd place because Wiersma proposed that Koyfman should get third place because he has more points the Wiersma in the raund-robin

Alexander Schwarzman	1	1	2				
Harm Wiersma	1	1	2				
Guntis Valneris	2	0	1	1	1	2	7
Ygal Koyfman	0	2	1	1	1	0	5

final:

Alexander Schwarzman	1	1	2
Guntis Valneris	1	1	2

main referee: Frank Teer, Netherlands

1998 Den Haag, Netherlands

31 players plays qualifications (kind of play-offs) and 16 best goes to play-off. Each match consisted of 2 games (4 in final). In case of tie ... up to 1st victory but ...maksimum 3 games. After that ... lotting.

Qualifications**1st round**

Vadim Virny (Germany)	- Leopold Sekongo (Netherlands)	3-1
Iser Kouperman (USA)	- Piotr Chmiel (Poland)	3-1
Erno Prosman (Netherlands)	- Ronald Schalley (Belgium)	3-1
Johan Krajenbrink (Netherlands)	- Magomet Mechtiev (Azerbaijan)	4-2
Guno Burleson (Surinam)	- Moreno Manzana (Italy)	4-0
Mustafa Durdyev (Turkmenistan)	- Piotr Mamet (Poland)	3-1
Georges Hubner (Belgium)	- Jan Sekula (Poland)	3-1
Ron Heusdens (Netherlands)	- Johan Demasure (Belgium)	3-1
Ygal Koyfman (Israel)	- Tuvshinbold Otgonbayar (Mongolia)	4-0
Vladimir Traitelovich (Israel)	- Tatyana Chub (Netherlands)	4-0
Wieger Wesselink (Netherlands)	- Vadims Bozhenkov (Latvia)	4-0
Arjan van Leeuwen (Netherlands)	- Jacques Aka Pkangni (Ivory Coast)	3-1
Laimonis Zalitis (Latvia)	- Kelvin Adam Andall (Grenada)	3-1
Erdenebileg Dul (Mongolia)	- Ewa Schalley (Poland)	3-1
Henk Klarenbeek (Netherlands)	- Juri Geisenblas (Germany)	3-1

Highest rating: Alexander Schwarzman (Russia) & winner with highest rating (Virny) goes directly to playy-offs

2nd round

(for 1st round losers)

Leopold Sekongo (Netherlands)	- Magomet Mechtiev (Azerbaijan)	4-0
Jan Sekula (Poland)	- Ronald Schalley (Belgium)	4-2
Tatyana Chub (Netherlands)	- Ewa Schalley (Poland)	4-0
Tuvshinbold Otgonbayar (Mongolia)	- Moreno Manzana (Italy)	3-1
Vadims Bozhenkov (Latvia)	- Juri Geisenblas (Germany)	3-1
Piotr Chmiel (Poland)	- Kelvin Adam Andall (Grenada)	3-1
Jacques Aka Pkangni (Ivory Coast)	- Johan Demasure (Belgium)	5-3

3rd round

Ygal Koyfman (Israel)	- Georges Hubner (Belgium)	3-1
Johan Krajenbrink (Netherlands)	- Piotr Chmiel (Poland)	4-0
Guno Burleson (Surinam)	- Vadims Bozhenkov (Latvia)	3-1
Mustafa Durdyev (Turkmenistan)	- Jan Sekula (Poland)	4-0
Iser Kouperman (USA)	- Henk Klarenbeek (Netherlands)	5-3
Wieger Wesselink (Netherlands)	- Tuvshinbold Otgonbayar (Mongolia)	3-1
Jacques Aka Pkangni (Ivory Coast)	- Laimonis Zalitis (Latvia)	3-1
Erno Prosman (Netherlands)	- Leopold Sekongo (Netherlands)	5-5 (lotting for Prosman)
Vladimir Traitelovich (Israel)	- Ron Heusdens (Netherlands)	3-1
Arjan van Leeuwen (Netherlands)	- Tatyana Chub (Netherlands)	3-1
Erdenebileg Dul (Mongolia)	- Piotr Mamet (Poland)	4-2

11 winners + Schwarzman + Virny + ... 3 losers from 3rd round (by lot) qualify to play-offs

